







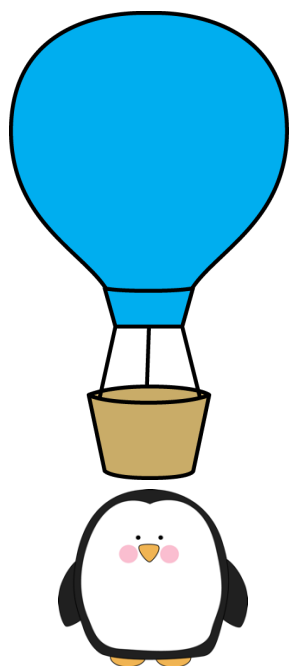





Positions with Penguins

www.modernspeechie.com.au 2017







Positions with Penguins


Positional terms such as *in*, *on*, *under*, *next to*, *in front* and *behind* are very important for children to learn, as these words and concepts are often found in instructions used at home and even more in educational settings.

Some positional terms (e.g. *in*, *on*, *under*) are learnt earlier than others (e.g. *next to*, *in front*, *behind*) but generally by the time a preschooler reaches 5 years of age, they will have mastered all of these terms and more!


How to use the picture cards...

There are so many different ways to use these picture cards! Why not try one of these ideas...



- Ask your child to listen carefully and find the picture you are describing, "Can you see the penguin sitting in the car?"
- Print and cut out the pictures and help your child sort them into groups – "Let's find all of the penguins who are hiding behind something"
- Choose one picture (secretly) and ask your child to guess which one you picked – but there's no pointing allowed! They must describe the picture, "Did you pick the penguin standing on the balloon?"
- Print a few copies of the picture cards and play some traditional card games like Memory, Snap and Go Fish. Just make sure your child describes the picture as they take their turn, "Do you have the penguin standing in front of the bus?" – "No. Go fish!"




in




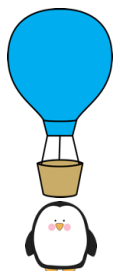
next to



on



in front



under



behind